

PRODUCT INFORMATION

Common Name	FMC63
Synonyms	CD19;4;VID3;GC12802
Applications	ELISA, Flow Cyt
Recommended Dilutions	ELISA 1:5000-10000, Flow Cyt 1:100
Formulation & Reconstitution	Lyophilized from sterile PBS, pH 7.4. Normally 5% - 8% trehalose is added as protectants before lyophilization. Please see Certificate of Analysis for specific instructions of reconstitution.
Host Species	Mus musculus
IgG type	Mouse IgG2a
Reactivity	Human
Target	CD19
Uniprot ID	P15391
Description	Anti-CD19(FMC63 biosimilar) mAb
Delivery	In Stock
Storage & Shipping	Store at -20°C to -80°C for 12 months in lyophilized form. After reconstitution, if not intended for use within a month, aliquot and store at -80°C (Avoid repeated freezing and thawing). Lyophilized proteins are shipped at ambient temperature.
Background	Research grade biosimilar. Not for use in therapeutic or diagnostic procedures for humans or animals.
Usage	Research use only
Conjugate	Unconjugated



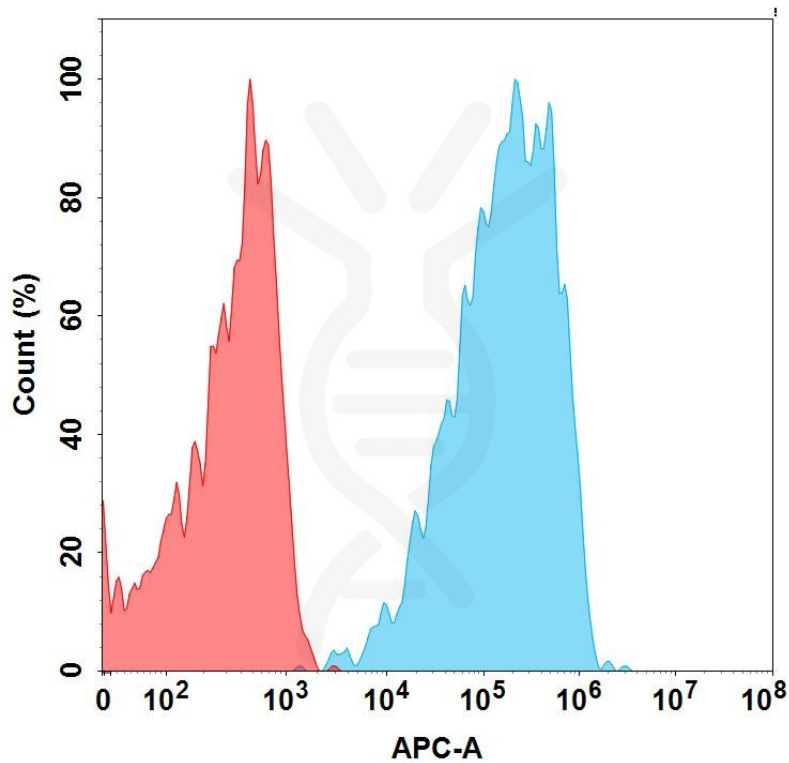


Figure 1. Flow cytometry analysis with 1 $\mu\text{g}/\text{mL}$ Anti-CD19 mAb (BME100094) on Expi293 cells transfected with Human CD19 protein (Blue histogram) or Expi293 transfected with irrelevant protein (Red histogram).

Anti-CD19(FMC63 biosimilar) mAb ELISA

0.2 μg of Human CD19(M75I,L82V,F83L), hFc tagged protein per well

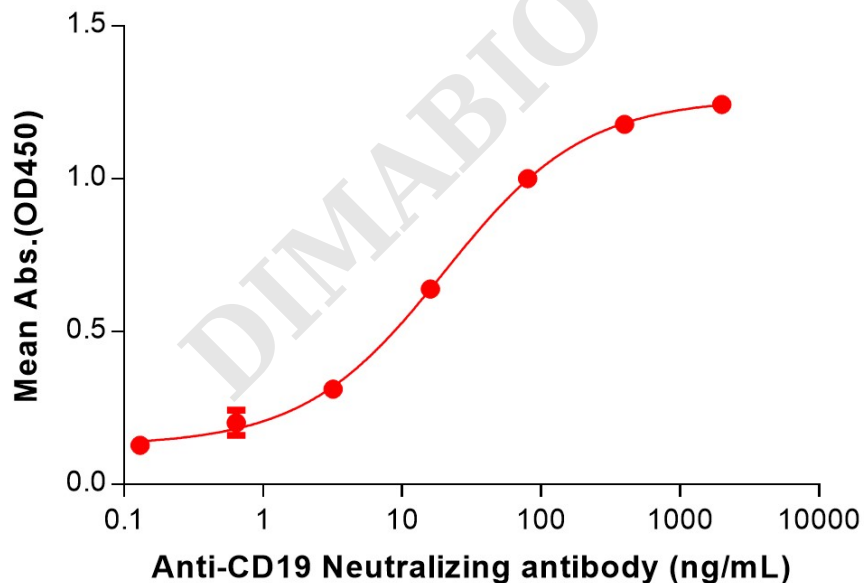


Figure 2. ELISA plate pre-coated by 2 $\mu\text{g}/\text{mL}$ (100 $\mu\text{L}/\text{well}$) Human CD19 (M75I,L82V,F83L) Protein, hFc Tag (PME101557) can bind Anti-CD19(FMC63 biosimilar) mAb (BME100094) in a linear range of 3.20–400 ng/mL.



Anti-CD19(FMC63 biosimilar) mAb ELISA

0.2 μg of Human CD19(M75V,R76S,F85S), hFc tagged protein per well

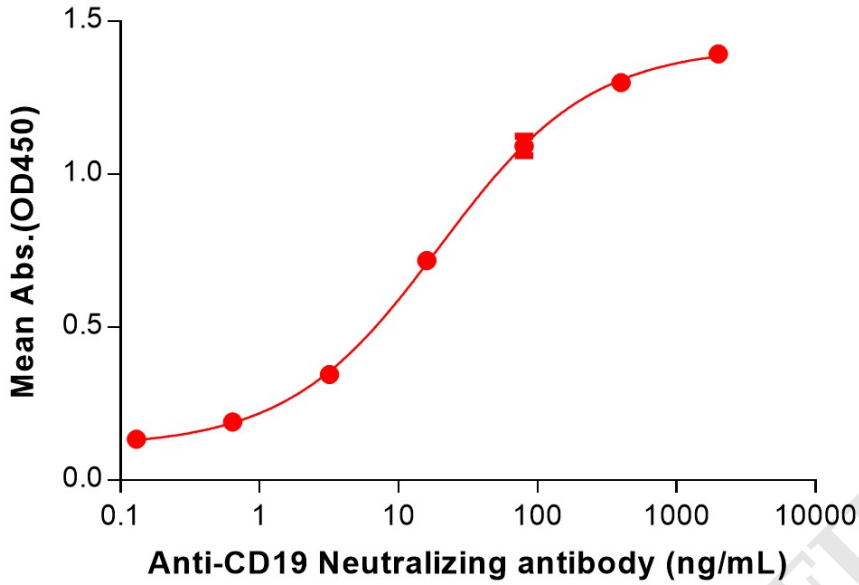


Figure 3. ELISA plate pre-coated by 2 $\mu\text{g}/\text{mL}$ (100 $\mu\text{L}/\text{well}$) Human CD19 (M75V,R76S,F85S) Protein, hFc Tag (PME101558) can bind Anti-CD19(FMC63 biosimilar) mAb (BME100094) in a linear range of 3.20–400 ng/mL.

