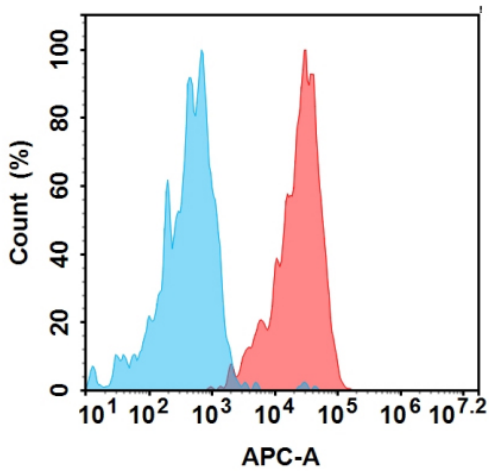


PRODUCT INFORMATION

Target	FCRL5
Description	Monoclonal Cell Line Derived from K562 Cells, Engineered for Stable Expression of Human FCRL5 Using Lentiviral Technology
Host Cells	K562
Uniprot ID	Q96RD9
Applications	FACS Data
Growth media	RPMI-1640+10% FBS+1% P.S+Gln+2 ug/mL Puromycin
Package	5E6 Cells/mL
Host Species	Human
Suggested Control	SKU: BME100089
Warranty and Disclaimer	1. Please inspect cells upon receipt and report any issues promptly. 2. We offer one-time replacements for issues reported within a week of receipt. 3. User-induced issues are not eligible for free replacements. 4. We do not accept liability for damages resulting from cell use, storage, or loss. 5. Feedback received more than one month after receipt will not be processed.
Storage & Shipping	Cells are shipped using dry ice and require liquid nitrogen storage for long term preservation.
Synonyms	BXMAS1;CD307;CD307e;FCRH5;IRTA2;PRO820
Background	This gene encodes a member of the immunoglobulin receptor superfamily and the Fc-receptor like family. This gene and several other Fc receptor-like gene members are clustered on the long arm of chromosome 1. The encoded protein is a single-pass type I membrane protein and contains 8 immunoglobulin-like C2-type domains. This gene is implicated in B cell development and lymphomagenesis. Alternatively spliced transcript variants encoding different isoforms have been identified. [provided by RefSeq, Sep 2010]
Usage	For research use only.



Hu_FCRL5 K562 Cell Line





-  Human IgG
-  Anti-FCRL5(cevostamab biosimilar without anti-CD3 portion) mAb (SKU: BME100089)

Figure 1. Flow cytometry analysis of human FCRL5 overexpression using Hu_FCRL5 K562 Cell Line (Cat. No. CEL100099) and Anti-FCRL5(cevostamab biosimilar without anti-CD3 portion) mAb (Cat. No. BME100089)

DIMABIO CONFIDENTIAL

