

PRODUCT INFORMATION

Target	CD70
Synonyms	CD70;CD27LG;TNFSF7;TNFSF7G;CD27L
Description	Recombinant human CD70 protein with N-terminal mouse Fc and C-terminal 6×His tag
Delivery	In Stock
Uniprot ID	P32970
Expression Host	HEK293
Tag	N-Mouse Fc and C-6×His Tag
Molecular Characterization	mFc(Pro99-Lys330) CD70(Gln39-Pro193) 6×His
Molecular Weight	The protein has a predicted molecular mass of 45.6 kDa after removal of the signal peptide.
Purity	The purity of the protein is greater than 95% as determined by SDS-PAGE and Coomassie blue staining.
Formulation & Reconstitution	Lyophilized from sterile PBS, pH 7.4. Normally 5% - 8% trehalose is added as protectants before lyophilization. Please see Certificate of Analysis for specific instructions of reconstitution.
Storage & Shipping	Store at -20°C to -80°C for 12 months in lyophilized form. After reconstitution, if not intended for use within a month, aliquot and store at -80°C (Avoid repeated freezing and thawing). Lyophilized proteins are shipped at ambient temperature.
Background	The protein encoded by this gene is a cytokine that belongs to the tumor necrosis factor (TNF) ligand family. This cytokine is a ligand for TNFRSF27/CD27. It is a surface antigen on activated, but not on resting, T and B lymphocytes. It induces proliferation of costimulated T cells, enhances the generation of cytolytic T cells, and contributes to T cell activation. This cytokine is also reported to play a role in regulating B-cell activation, cytotoxic function of natural killer cells, and immunoglobulin synthesis.
Usage	Research use only
Conjugate	Unconjugated



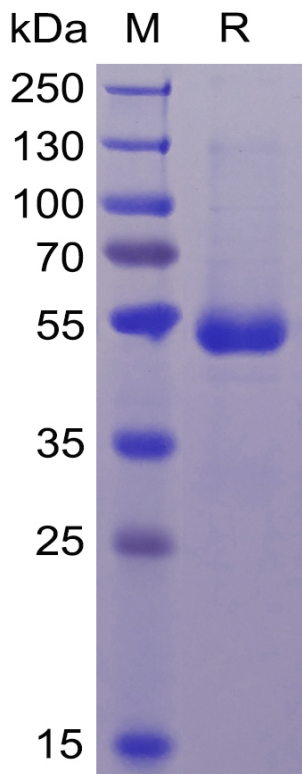


Figure 1. Human CD70 Protein, mFc-His Tag on SDS-PAGE under reducing condition.

Human CD70, mFc-His Tagged protein ELISA

0.2 μ g of CD27, hFc Tagged protein per well

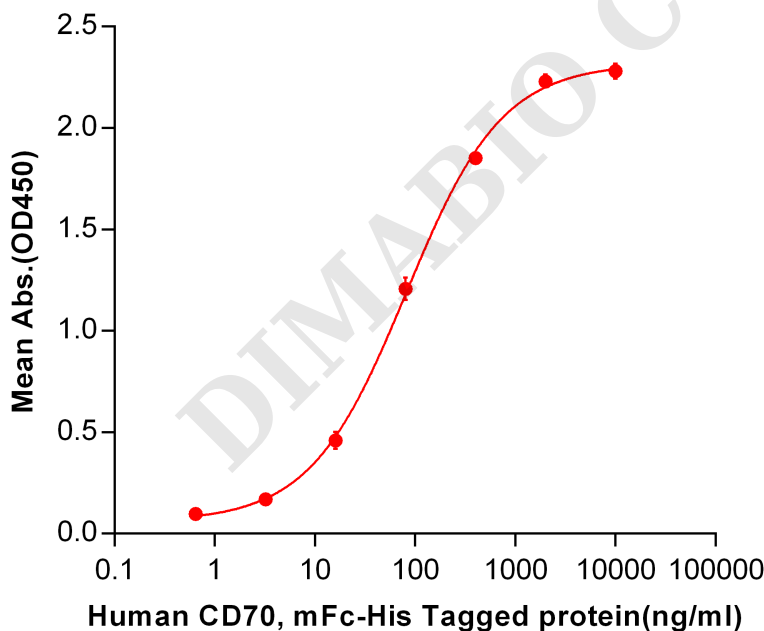


Figure 2. ELISA plate pre-coated by 2 μ g/ml (100 μ l/well) Human CD27, hFc tagged protein ([getskuurl sku="PME100475"]) can bind Human CD70, mFc-His tagged protein (PME100042) in a linear range of 3.2-400 ng/ml.



Human CD70, mFc-His Tagged protein ELISA

0.2 μ g of Human CD70, mFc-His Tagged protein per well

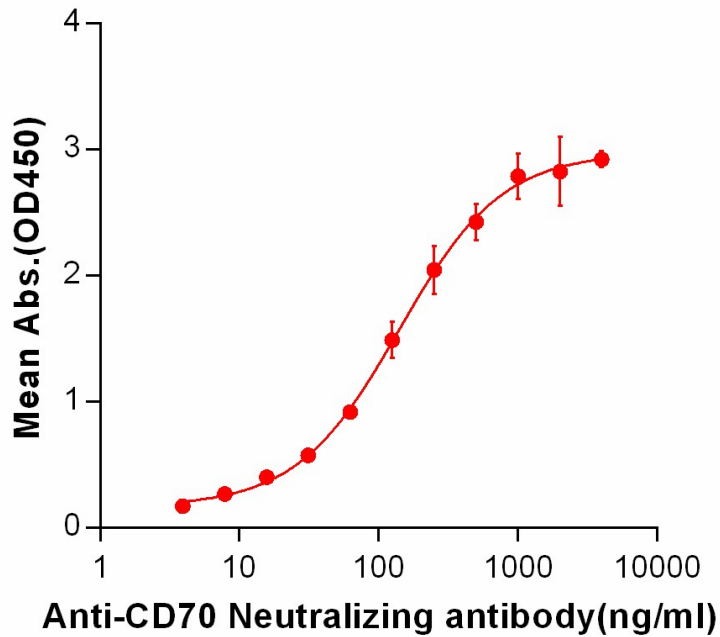


Figure 3. ELISA plate pre-coated by 2 μ g/ml (100 μ l/well) CD70,mFc-His tagged protein (PME100042) can bind Anti-CD70 Neutralizing antibody (Igtskuurl sku

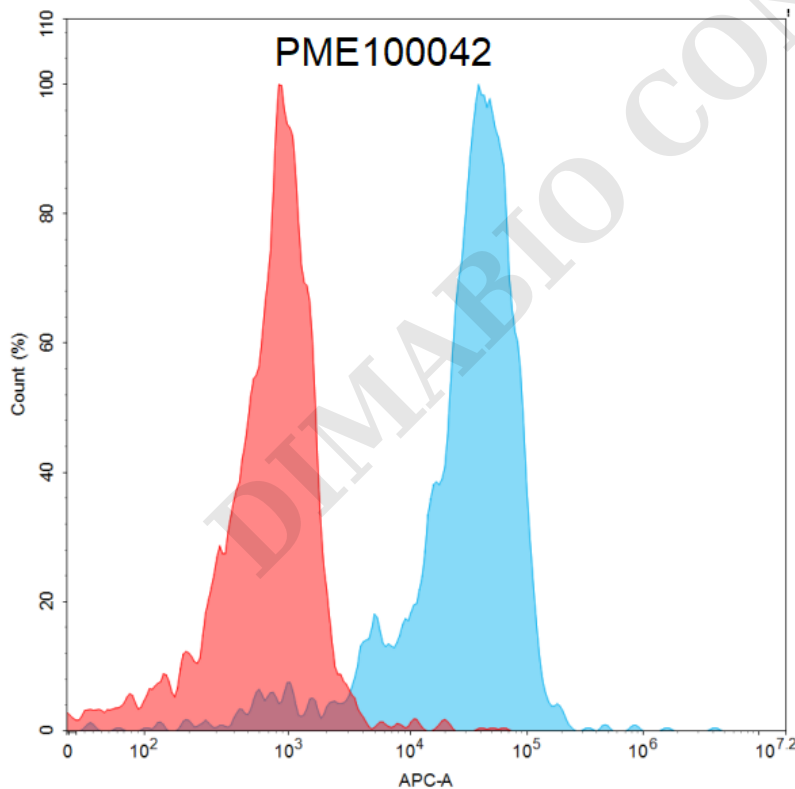


Figure 4. Flow cytometry analysis with 15 μ g/mL Human CD70 Protein, mFc-His tag (PME100042) on Expi293 cells transfected with human CD27 (Blue histogram) or Expi293 transfected with irrelevant protein (Red histogram).

