

PRODUCT INFORMATION

Target	IL-3
Synonyms	Interleukin-3;IL-3;Hematopoietic Growth Factor;Mast Cell Growth Factor;MCGF;Multipotential Colony-Stimulating Factor;P-Cell-Stimulating Factor;IL3
Description	Recombinant Human Interleukin-3 is produced by our E.coli expression system and the target gene encoding Ala20-Phe152 is expressed with a 6His tag at the N-terminus.
Delivery	In Stock
Uniprot ID	P08700
Expression Host	E.coli
Tag	
Molecular Characterization	Not available
Molecular Weight	16.6 KDa
Purity	Greater than 95% as determined by reducing SDS-PAGE.
Formulation & Reconstitution	Lyophilized from a 0.2 µm filtered solution of PBS, pH 7.4.
Storage & Shipping	Store at -20°C to -80°C for 12 months in lyophilized form. After reconstitution, if not intended for use within a month, aliquot and store at -80°C (Avoid repeated freezing and thawing). Lyophilized proteins are shipped at ambient temperature.
Background	Interleukin-3 (IL-3) is a potent growth promoting cytokine. IL-3 can stimulate the proliferation and differentiation of pluripotent hematopoietic stem cells as well as various lineage committed progenitors. IL-3 exerts its biological function through binding to specific cell surface receptors. The amino acid sequences of this protein among different species share relatively low identity and its activity is highly species-specific. IL-3 has also been shown to possess neurotrophic activity, and is thought to be associated with neurologic disorders.
Usage	Research use only



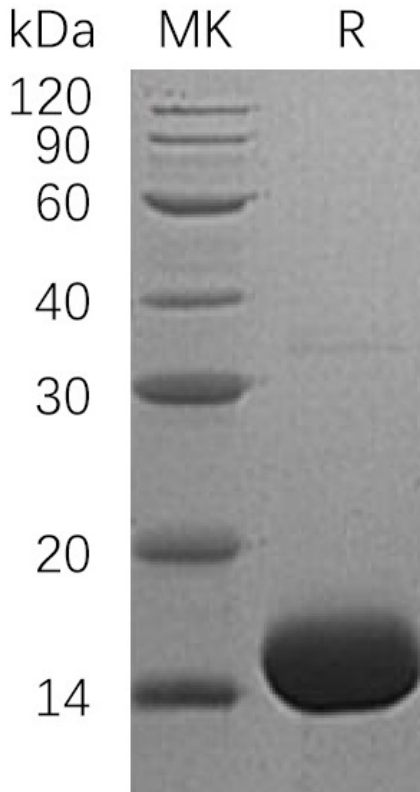


Figure 1. Greater than 95% as determined by reducing SDS-PAGE.

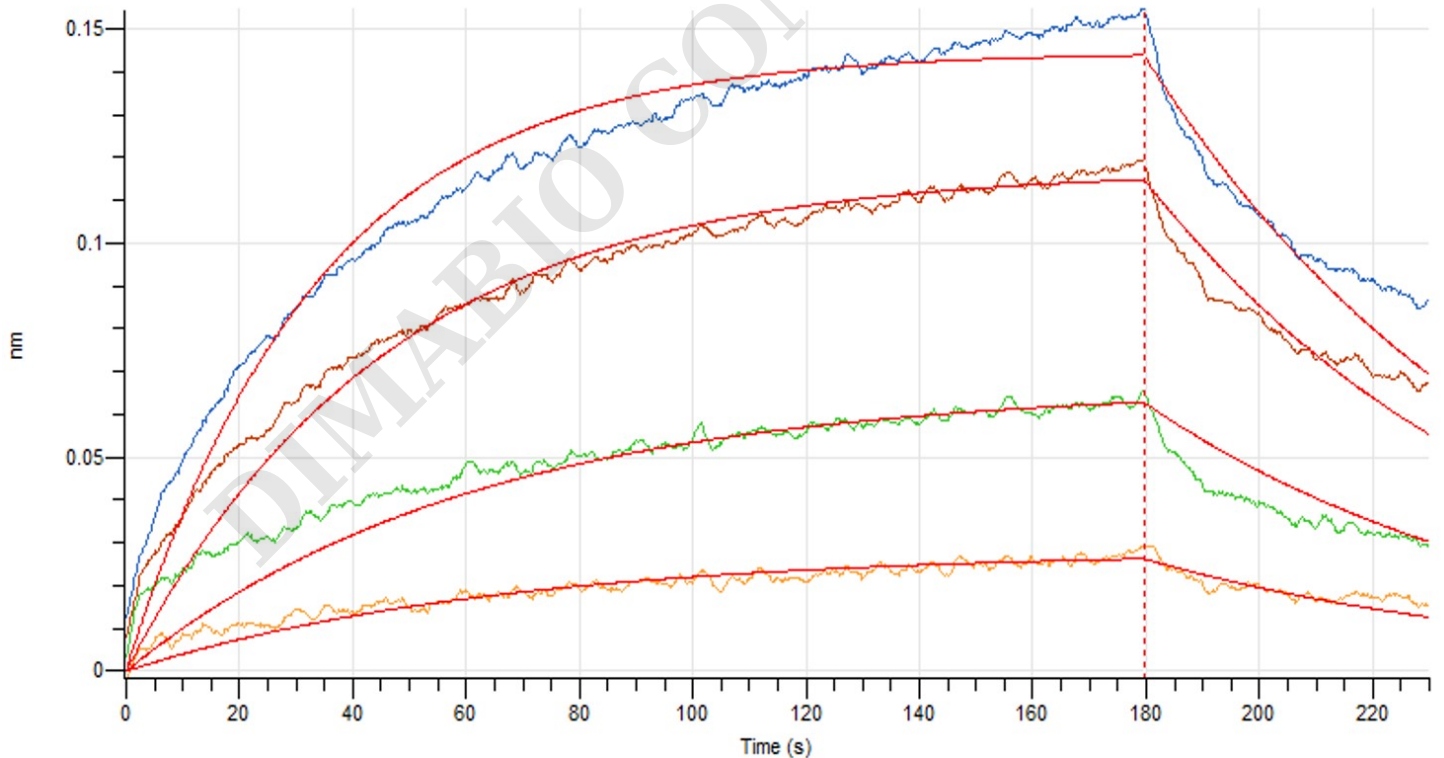


Figure 2. Loaded Human IL-3RA-Fc on Protein A Biosensor, can bind Human IL-3 with an affinity constant of 3.89 μ M as determined in BLI assay.



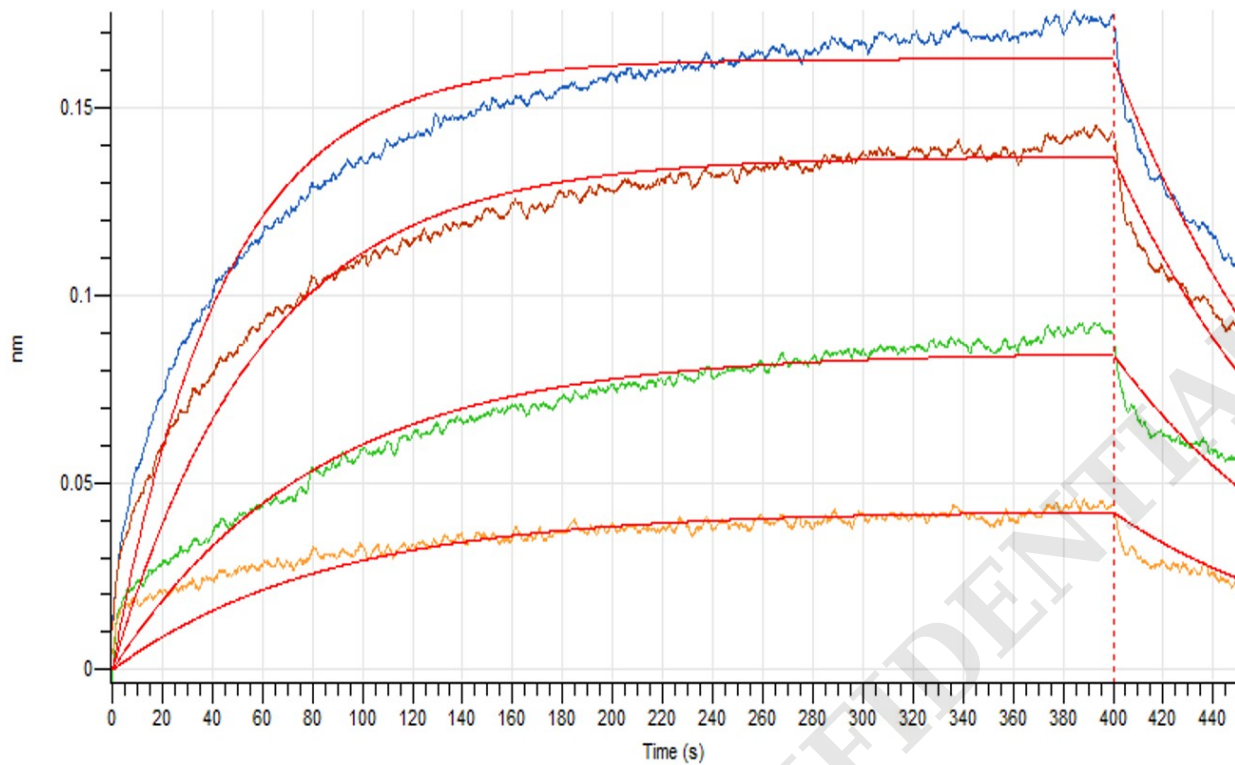


Figure 3. Loaded Human IL-3RA-Fc-Avi on Protein A Biosensor, can bind Human IL-3 with an affinity constant of 3.74 μM as determined in BLI assay.

